






Explore Namibia's finest
14 day's of an extra ordinary Adventure



ITINERARY

- **DAY 1:** Windhoek meet & greet head to Waterberg – Plateau hike & Rhino Tracking
- **DAY 2:** Waterberg to Roy's Camp – stop over at the Hoba Meteorite (Worlds biggest Meteorite)
- **DAY 3:** Roy's camp to Tsumkwe Country Lodge
- **Day 4:** Day trip to Nyae – Nyae Pans visit the Kalahari Hippos
- **Day 5:** Tsumkwe to Sikereti Camp – in the middle of Khaudum Nationalpark
- **Day 6:** Sikereti Camp to Khaudum North Camp, through the Nationalpark on the look out for animals
- **Day 7:** Khaudum North to Ngepi or Mahangu Camp – boat cruise on the Okavango River
- **Day 8:** Ngepi/Mahango Camp along side the Okavango River to Mukuku Camp
- **Day 9:** Mukuku Camp leaving the Okavango River to Camp Zuri
- **Day 10:** Camp Zuri to Halali Camp in the Etosha Nationalpark
- **Day 11:** Halali to Etosha Safari Camp – through the Etosha
- **Day 12:** Etosha Safari Camp to Desolation valley wild Camp – through the Rivers Aba Huab & Huab looking for Elephants
- **Day 13:** Desolation Valley into Ugab River to Brandberg White Lady Lodge
- **Day 14:** Brandberg White Lady Lodge back to Windhoek
- **Day 15:** Windhoek fly out back home, with new memories made

COSTS:

All inklusive except for Activities

2 pax: N\$ 87.545,00 per person

4 pax: N\$ 87.025,00 per person

6 pax: N\$ 64.885,00 per person

8 pax: N\$ 70.290,00 per person

Single supplement: N\$ 3.085,00 (eg. Single tent/room)



A SNEAK PEAK


of our Adventure

WATERBERG

Waterberg Plateau Campsite

In the central of Namibia, we reach the great Waterberg Plateau which elevates high above the Kalahari area, with a length over 50km.


Take in this great view and prepare yourself for a beautiful hike up the Plateau where we will track some Rhinos.



TSUMKWE

Tsumkwe Country Lodge

Tsumkwe Country Lodge is the only accommodation facility on the Namibian side of this unspoiled area. The lodge is in proximity of the Nyae Nyae Pans that is on our agenda as a day visit. The pans borders on the Khaudom National Park which will be our next destination.



OKAVANGO RIVER

Mukuku Rest Camp


Directly on the embankment of the Okavango River and natural border of Namibia and Angola, we arrive at this hidden gem in the remote area of Mupapama. Enjoy the tranquility and take the time to relax and breathe, before we head onto the next stop.



ETOSHA

National Park



The Park is situated in the Northwestern Part of Namibia and is one of the largest national Parks in Africa. We will enter from the east side and camp at Halali, situated in the middle of the Park. Etosha is home to hundreds of species of mammals, birds and reptiles, including several threatened and endangered species. With luck we will see some Lions, before leaving the park at the southern gate.



BRANDBERG

White Lady Lodge

The Lodge is situated in the Damaraland, 2km away from Namibia's biggest Mountain – the Brandberg. The campsites are close to the riverbed of the Ugab river which we will drive through, getting to our destination on the lookout for the Desert Elephants. At the lodge, go grab yourself one of the best Milkshakes.





SEE YOU SOON
Get in touch

Marcel Meier

Mail: marcel@african-explorers.com

Phone: +264 81 2924 206

